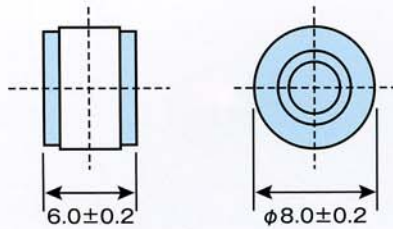


Y08JS Series


Part Number	Model A	Y08JS-90A	Y08JS-145A	Y08JS-230A	Y08JS-250A	Y08JS-350A
	Model B	Y08JS-90B	Y08JS-145B	Y08JS-230B	Y08JS-250B	Y08JS-350B
DC Sparkover Voltage	100V/s	72-108V	120-180V	184-280V	200-300V	280-420V
Impulse Sparkover Voltage	100V/ μ s	\leq 450V	\leq 500V	\leq 600V	\leq 600V	\leq 700V
	1kV/ μ s	\leq 500V	\leq 600V	\leq 700V	\leq 700V	\leq 800V
Insulation Resistance	See Note.1	\geq 10,000M Ω	\geq 10,000M Ω	\geq 10,000M Ω	\geq 10,000M Ω	\geq 10,000M Ω
Capacitance	1MHz	\leq 1.5pF	\leq 1.5pF	\leq 1.5pF	\leq 1.5pF	\leq 1.5pF
DC Holdover Voltage	See Note.2	\leq 52V	\leq 52V	\leq 52V	\leq 52V	\leq 52V
Impulse Life	10/1000 μ s, 100A	300times	300times	300times	300times	500times
Impulse Discharge Current. 8/20 μ s	Single	20kA	20kA	20kA	20kA	20kA
	Repeat 10 times (5 times each polarity)	15kA	15kA	15kA	15kA	15kA
	Single, 9 Cycles	90A	90A	90A	90A	90A
AC Discharge Current. 50Hz	Repeat 1 sec. 10 times	20A	20A	20A	20A	20A

Model A

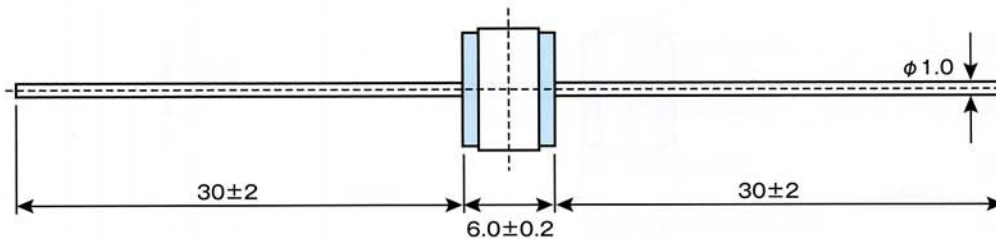


Body: Nickel Plated
Unit Weight: 1.5g

Units: mm



Model B



Electrodes: Nickel Plated
Leads: Tin Plated
Unit Weight: 1.9g

Units: mm

Note:

1. Insulation Resistance shall be measured with the following voltages for each nominal DC Sparkover Voltage.

Nominal DC Sparkover Voltage	Measuring Voltage
90 - 145V	DC 50V
230 - 350V	DC 100V

2. DC Holdover Voltage shall be measured in accordance with the ITU-T K.12, Test Circuit or the IEEE C62.31-1987 Test Circuit.