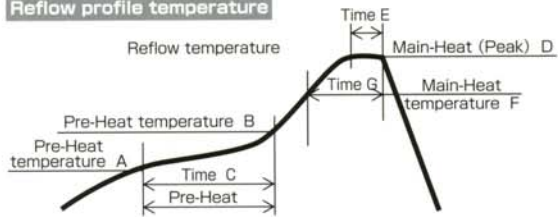
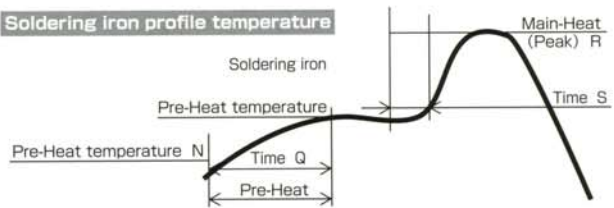


REFLOW PROFILE

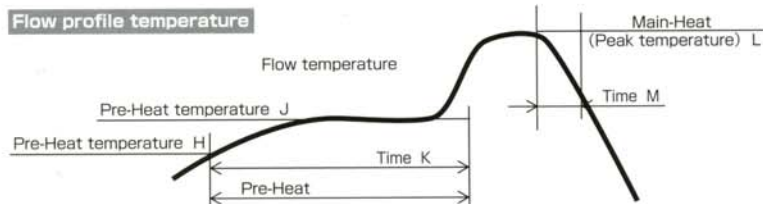
Reflow profile temperature



Soldering iron profile temperature



Flow profile temperature



No.	devices type	Mount division	Reflow/Flow solder temperature							Frequency (time)
			Pre-Heat temperature				Main-Heat temperature			
			temperature °C A	temperature °C B	time ≤sec C	peak °C Max. D	time ≤sec E	temperature ≥°C F	time ≤sec G	
1	ceramic arrester (2P)	insertion	150	200	30	260	10	240	10	2
2	ceramic arrester (3P)	insertion	150	200	30	260	10	240	10	2
3	3P with FS type	insertion	N/A	N/A	N/A	N/A	N/A	N/A	N/A	N/A

No.	devices type	Mount division	Reflow/Flow solder temperature					Frequency (time)
			Pre-Heat			Main-Heat		
			temperature °C H	temperature °C J	time ≤sec K	peak °C Max. L	time ≤sec M	
1	ceramic arrester (2P)	insertion	150	200	30	260	10	2
2	ceramic arrester (3P)	insertion	150	200	30	260	10	2
3	3P with FS type	insertion	150	200	30	260	10	2

No.	devices type	Mount division	Soldering iron profile temperature					Note
			Temp of solder iron					
			Pre-Heat			Main-Heat		
temperature °C N	temperature °C P	time ≤sec Q	peak °C Max. R	time ≤sec S				
1	ceramic arrester (2P)	insertion	150	200	30	350	3	
2	ceramic arrester (3P)	insertion	150	200	30	350	3	
3	3P with FS type	insertion	150	200	30	350	3	